

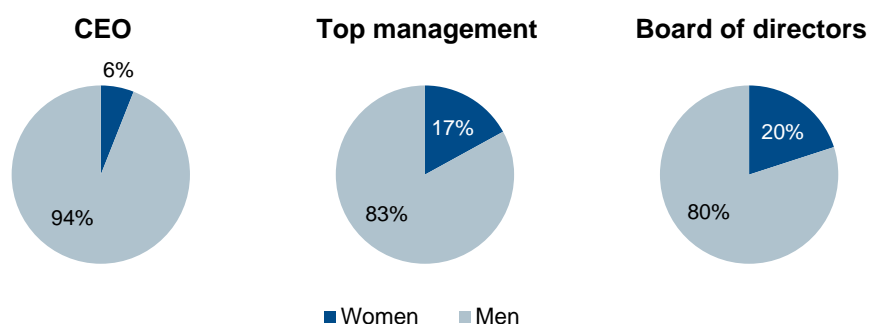
Men and (a few) women in the top 100 international media corporations

By Maria Edström, JMG and Ulrika Facht, Nordicom

The 100 world's largest international media corporations are dominated by men. Only six of these corporations have women as CEOs, and 30 have only men in their top management. Although there are no clear patterns based on the location of a corporation's headquarters, Asian corporations tend to be more male-dominated than those in other regions, both in terms of their top management and their boards of directors..

Based on a list of the top 100 international media corporations, compiled by the German Institute of Media and Communications Policy and presented in their Media Data Base (mediadb.eu). The Media Data Base consists of companies that have a strategic focus on the creation of content for print, television, film and online properties. Because some cable companies control the distribution of programming and produce content themselves, they are included in the ranking as well.

Share of women and men in the top 100 international media corporations 2017



[Revised 27 Feb 2018]

CEO (Chief Executive Officer)

Region of headquarters	No. of corps.	Share of women (%)	Share of men (%)
Asia	18	6	94
Europe	33	15	85
<i>Nordic countries only</i>	6	17	83
USA	43	0	100
Other	6	0	100
Global total	100	6	94

TOP MANAGEMENT

Region of headquarters	No. of corps.	No. of Women	No. of men	Share of women (%)	Share of men (%)
Asia	16	20	188	10	90
Europe	33	55	210	16	84
<i>Nordic countries only</i>	6	10	37	20	80
USA	43	91	331	20	80
Other	6	11	47	20	80
Global total	98	177	776	17	83

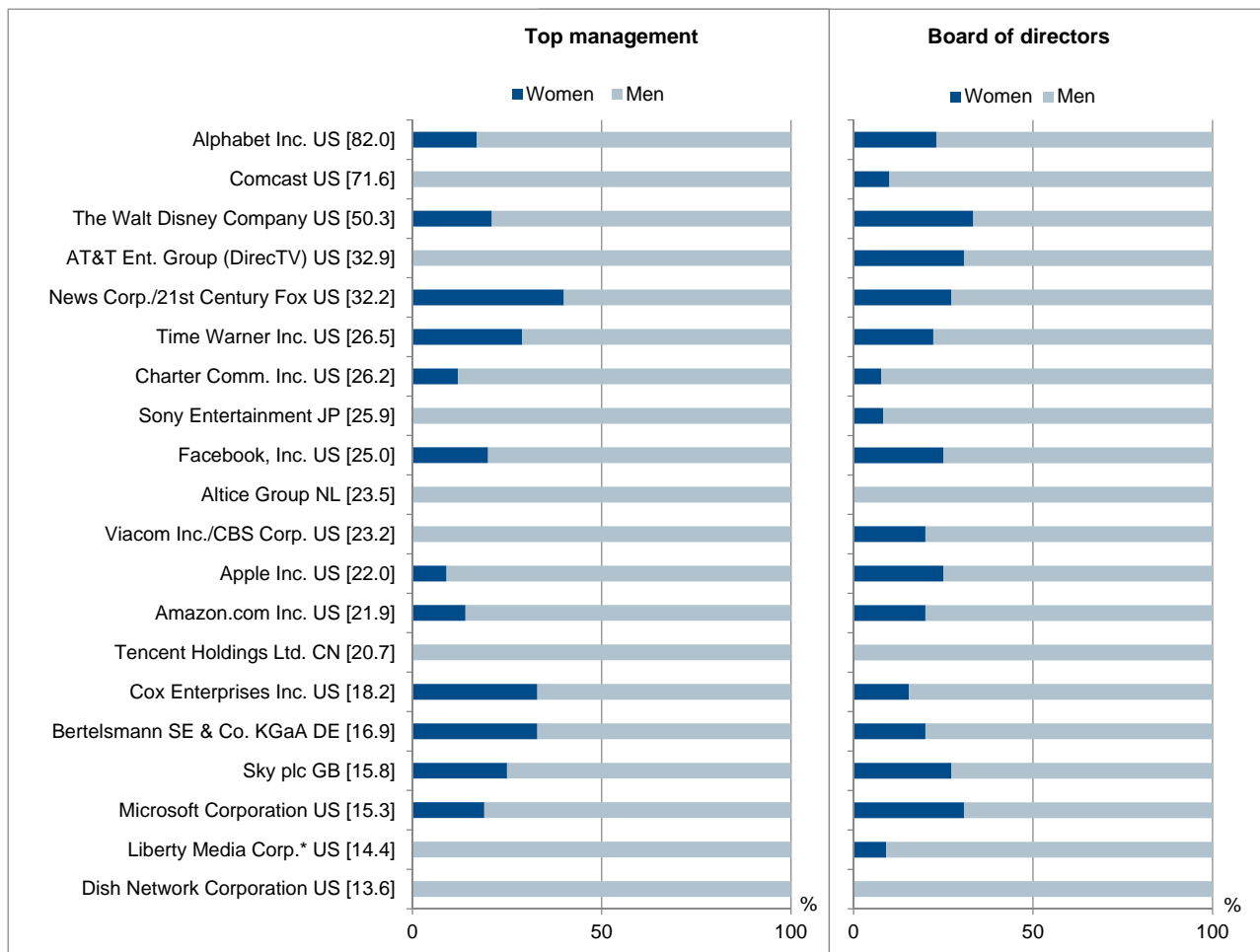
BOARDS OF DIRECTORS

Region of headquarters	No. of corps.	No. of Women	No. of men	Share of women (%)	Share of men (%)
Asia	9	3	74	3	97
Europe	33	71	185	27	73
<i>Nordic countries only</i>	6	17	37	31	69
USA	39	79	330	20	80
Other	4	10	51	18	82
Global total	77	163	640	20	80

Source: Media Data Base, Institute of Media and Communications Policy mediadb.eu (processed).



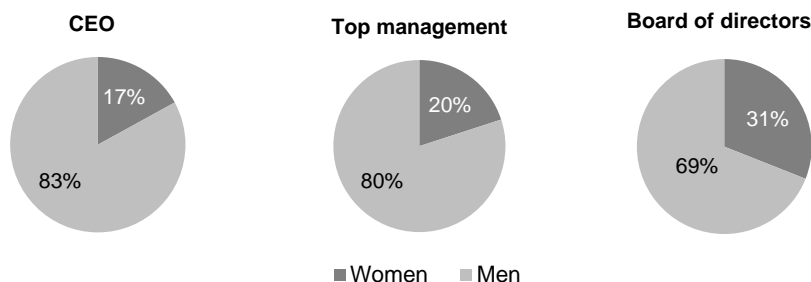
Share of women and men in top management and board of directors in the 20 largest international media corporations 2017



* = Liberty Media Corp./Liberty Interactive USA.

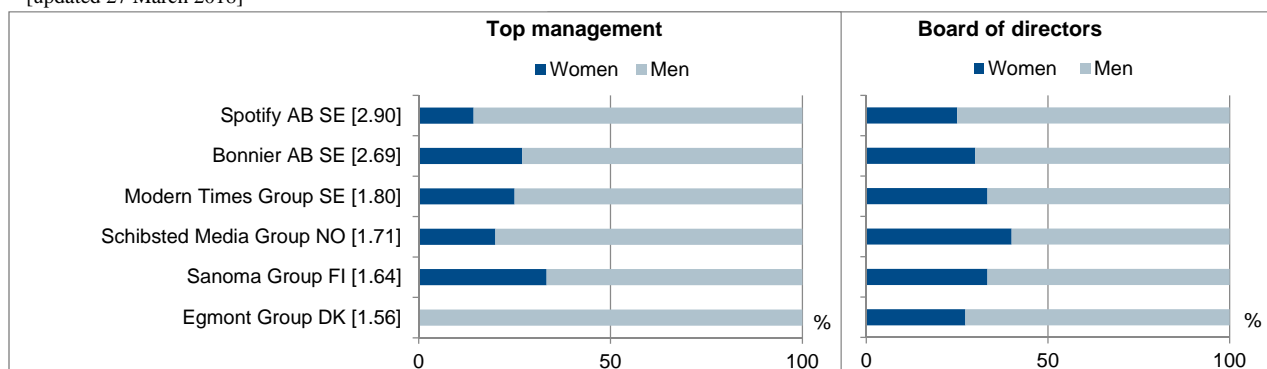


Share of women and men in top management and board of directors in the largest Nordic media corporations 2017



Note: Data for six companies.

[updated 27 March 2018]



Note: List ordered based on media-related revenues in 2016 (or latest available) in billions of euros (in square brackets).

Methodology:

This list of the top 100 international media corporations is taken from the Media Data Base, Institute of Media and Communications Policy (December 2017). For further information on the selection of companies, see the Institute's website. Information on top management or boards of directors missing in the database was supplemented by information from the Orbis financial database (Bureau van Dijk), company websites and news media.

Information on top management could not be obtained for two corporations, China Central Television (China) and Nippon Television Holding (Japan). Information on boards of directors could not be obtained for 23 corporations.

Data compilation by Maria Edström (JMG, University of Gothenburg), Ulrika Facht (Nordicom, University of Gothenburg), Greta Gøber (Center for Gender Research, University of Oslo), Gunilla Ivarsson (IAWRT – International Association of Women in Radio and Television) and Suzanne Moll (independent media consultant).

Sources: Institute for Media and Communications Policy, Media Data Base, www.mediadb.eu/de/datenbanken/internationale-medienkonzerne.html; Orbis (Bureau van Dijk); company websites; business press.

→ The full top 100 list, with sex-disaggregated data on CEOs, top management and boards of directors, is available at nordicom.gu.se/en/statistics-facts

Contact information: Maria Edström maria.edstrom@jmg.gu.se; Ulrika Facht ulrika.facht@nordicom.gu.se

When citing the fact sheet please credit both the primary source and Nordicom.

