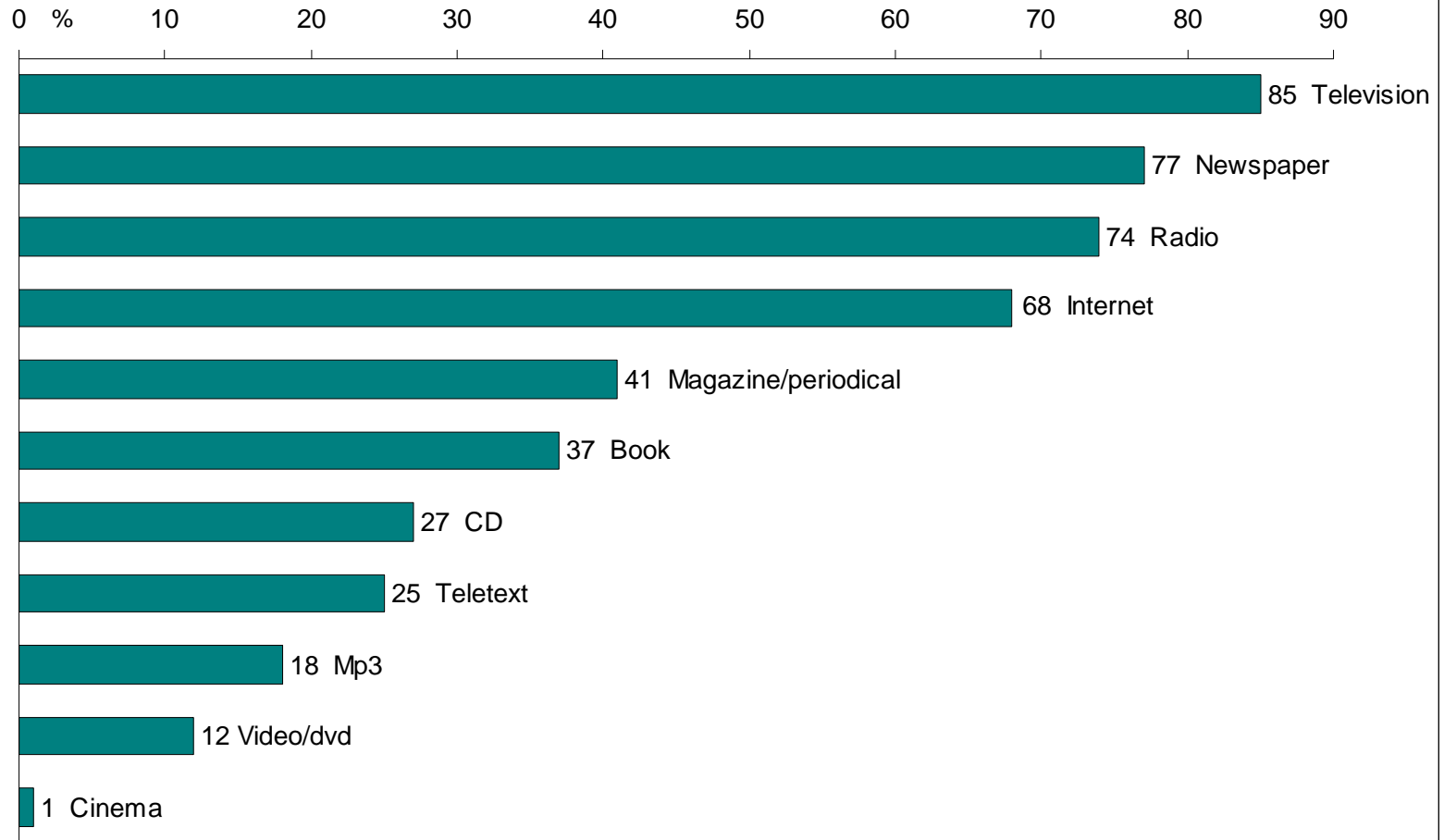


# Daily Media Reach in Sweden 2008

Daily media reach, share of population 9-79 years (%)



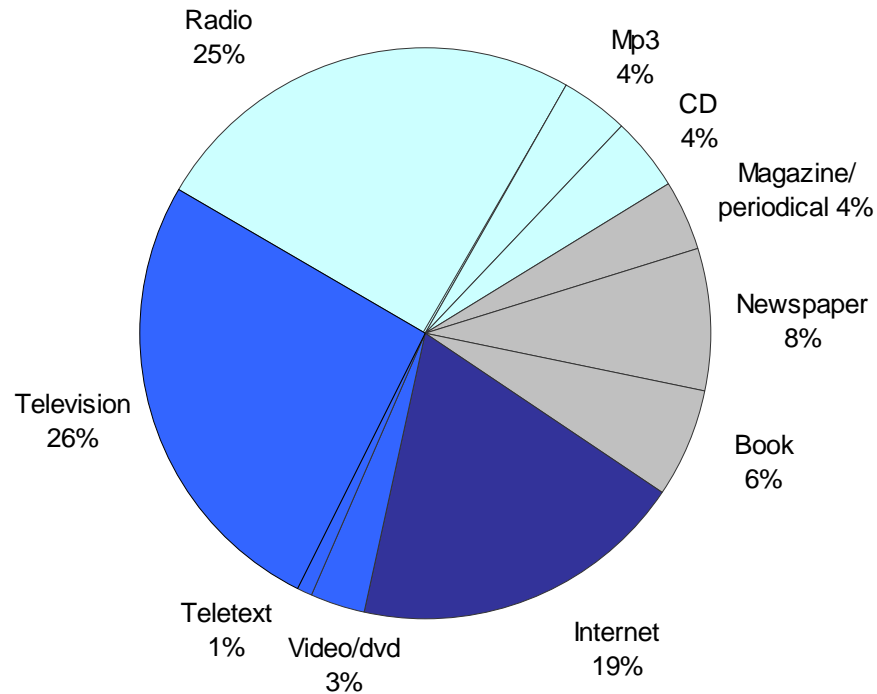
# Daily Media Reach in Sweden 1979–2008

## Daily media reach, share of population 9–79 years (%)

	1979	1981	1983	1985	1987	1989	1991	1992	1993	1994	1995	1996	1997	1998	1999	2000	2001	2002	2003	2004	2005	2006	2007	2008
Radio	73	69	71	73	77	77	77	78	77	82	80	81	82	80	80	80	79	79	79	73	74	74	77	74
CD	26	21	20	22	21	20	18	23	24	25	31	30	33	35	37	37	39	39	38	35	35	31	29	27
Mp3	..	..	..	..	..	..	..	..	..	..	..	..	..	..	..	..	..	..	..	..	10	14	16	18
Cassette tape	30	34	38	38	39	35	37	35	32	26	25	21	19	18	14	12	9	9	5	5	4	4	3	–
Television	76	74	76	76	80	76	79	80	84	85	84	84	84	86	88	88	87	85	87	85	86	86	85	85
Teletext	..	..	..	..	..	..	..	..	..	21	23	25	25	28	29	31	28	28	30	26	29	27	26	25
Video/dvd	1	5	6	7	10	9	4	6	10	14	16	18	15	16	17	15	15	14	14	14	15	14	15	12
Internet	..	..	..	..	..	..	..	..	..	..	..	..	..	21	31	32	35	32	33	35	42	62	64	68
Daily newspaper	..	..	..	..	..	..	..	..	..	83	80	81	81	84	82	85	81	82	81	81	81	81	80	77
Morning newspaper	74	74	75	75	76	72	73	71	73	73	71	71	72	75	75	74	73	74	73	71	73	72	72	69
Evening paper/tabloid	39	36	35	33	36	34	32	30	29	30	27	28	28	27	28	28	29	28	30	31	31	33	31	29
Magazine/periodical	..	..	..	..	..	..	..	..	..	51	49	49	47	50	49	54	47	42	43	39	41	39	40	41
Consumer magazine	..	23	30	22	22	19	18	19	22	30	31	29	29	31	31	33	33	29	31	28	30	30	30	29
Trade/technical periodical	..	22	27	26	26	24	26	24	28	31	29	28	26	27	28	32	21	19	19	16	17	15	15	14
Book	29	29	31	31	35	31	32	33	31	43	44	40	38	39	37	39	38	39	35	37	38	38	38	37
Cinema	..	..	..	..	..	..	..	..	..	1	1	1	1	1	1	1	1	1	1	1	1	1	1	1

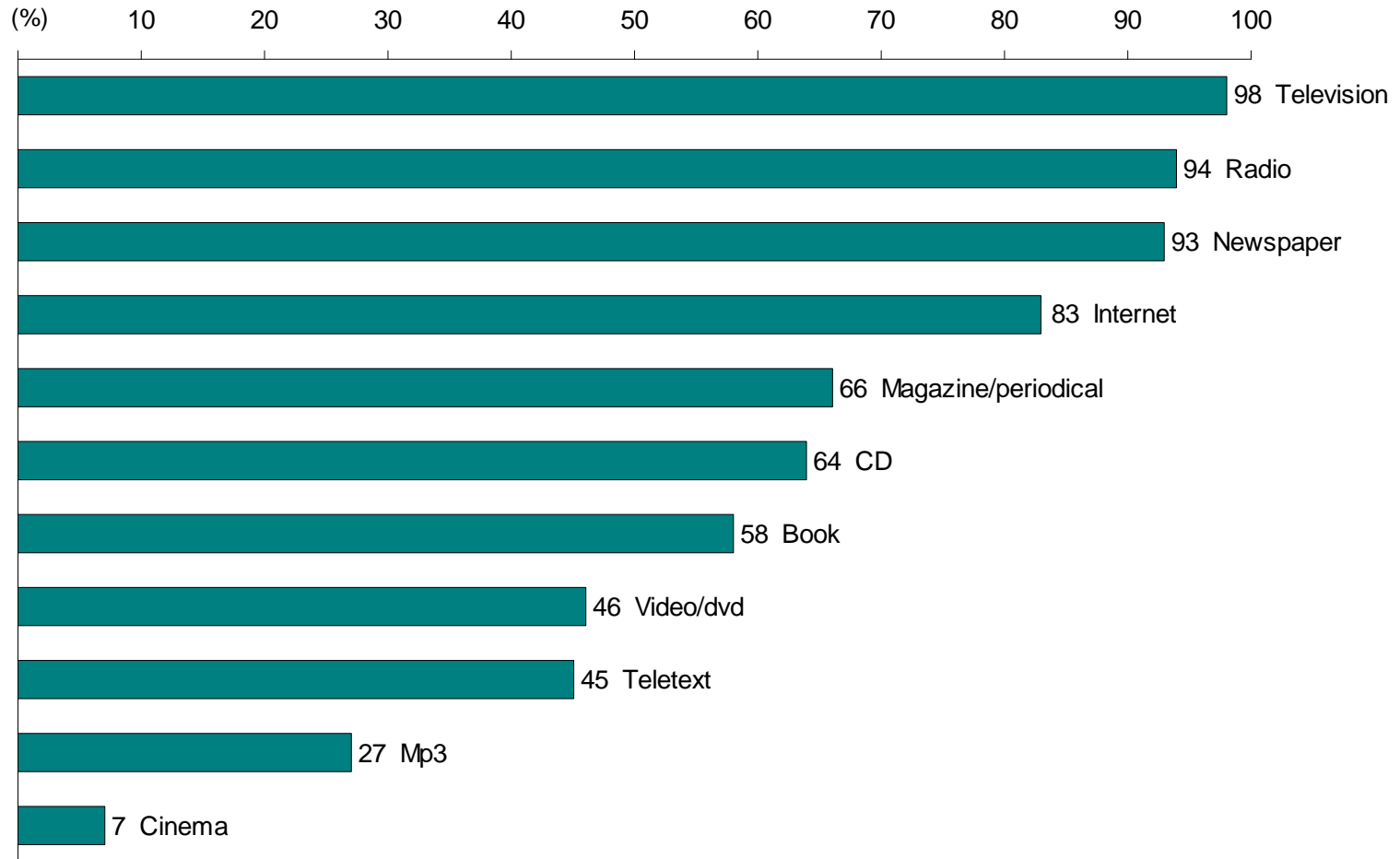
# Time Spent With Media 2008: 6 Hours & 5 Minutes "Gross Use"

Share of total time spent with media, population 9–79 years (%)



# Weekly Media Reach in Sweden 2008

Weekly media reach, share of population 9-79 years (%)



# Media Equipment in Households in Sweden 1995–2008

